



INTRODUCES

MG IM5





ADVANCED DRIVING
INTELLIGENCE.
PHENOMENAL
PERFORMANCE.

INTRODUCING THE MG IM5.

A pure electric, technologically advanced saloon that combines exquisite design, advanced driving intelligence and phenomenal performance.

Experience the refined intensity of the MG IM5.





PURPOSEFUL
SPACIOUS

Experience the future of intelligent travel through the MG IM5's cabin, powered by advanced technologies. Driving the MG IM5 feels like the future you've been waiting for.





STATE OF THE ART FEATURES

SURROUND SIGHT. ELIMINATE BLIND SPOTS

IM Advanced Driver Assist (ADAS) utilises cameras, sensors, and radars to identify potential road hazards for complete vehicle awareness.

ONE TOUCH IAD PRECISION DRIVING TECHNOLOGY

One-Touch iAD system handles tricky manoeuvres effortlessly: One Touch Park, Pull Out, Reverse, and Curbside Park. It can automate precision driving with the press of a button.

RAINY NIGHT MODE

Navigate challenging weather with confidence. The MG IM5's signature Rainy Night Mode enhances visibility in extreme conditions, clearly replicating your immediate surroundings including pedestrians and other vehicles – on screen, free from rain interference.





ULTIMATE PERFORMANCE

The MG IM5's 553kW 'Hurricane Motor' generates 802 Nm of torque on the dual motor version to deliver supercar level performance. Housed in a high-strength steel chassis, the 800V platform provides best in class DC rapid charging speeds.



A 751 HORSEPOWER PENTHOUSE SUITE

UP TO 441 MILES

WLTP Combined Range*

17 MIN


10-80% Charging time
using DC Rapid Charger**

3.2 SECONDS

0-62mph acceleration

*Range figures provided are calculated under test conditions. These figures are for comparative purposes only and may not reflect real-life driving results. Actual range may vary depending on various factors such as weather conditions, driving styles, vehicle load, and accessories fitted post-registration.

**10-80% charging time applies to a 350kW Ultra-Fast charger under standardised test conditions. Charging times in real world conditions will vary dependent on a number of factors, including but not limited to the age of battery, charging conditions, temperature and the existing charge of the battery, charger used and duration of charge. Charging times will be increased when using chargers of a lower capacity. Availability of 350kW-capable chargers may be limited depending on your location.




INTELLIGENT
SAFETY

Reassuring safety in the form of its high strength chassis and intelligent digital core that reacts to the road and its conditions in real time to keep you in control.



7
YEAR
WARRANTY



POWER IS NOTHING WITHOUT CONTROL

ULTRA TIGHT TURNING CAPABILITY

Four Wheel Steering enables the MG IM5 to pivot like a compact car, with ability to achieve a turning circle of less than 10 metres. It could spell the end for the 'three-point turn'.

ADVANCED SKID PREVENTION

Hydroplaning Stability Control helps to dramatically reduce the chance of losing control in extreme weather conditions by 80% compared to traditional vehicles.

REFINED BRAKING

The MG IM5's high-performance brakes feature Intelligent Comfort Stop technology to edit out braking 'jerkiness' and hopefully travel sickness.



ELEVATED
EXPERIENCE

The MG IM5's interconnected interior is cocooned in technology to amplify the pleasure of your journey. Once inside, you'll probably want to stay a while.



THE BUSINESS LOUNGE OF CAR CABINS

IMMERSIVE TOUCH SCREENS


Central to the cabin layout is the standard-equipped ultra-wide 26.3" immersive touchscreen, which can be linked to wireless Apple CarPlay® or Android Auto™ to connect your favourite smartphone features to your car. It also includes a 10.5" Central Vertical Display screen and convenient ventilated wireless phone charging.

SITTING COMFORTABLY?

The MG IM5's ultra soft leather-style seats provide heating and ventilation on front seats and heated outer rear seats. It is a space where comfort takes precedence.



IM AUDIO SYSTEM



FOUR-DOOR DOUBLE-LAYER
SOUNDPROOF GLASS

4 SKY SPEAKERS

20 SPEAKERS

SUBLIME SOUND

The MG IM5 is a place where music isn't just played; it's experienced.


20 speakers deliver sound so crisp you can hear the guitarist blink, while double layered glass and road noise cancelling technology brings a quiet so profound it's almost meditative.

20 SPEAKERS
DOUBLE LAYERED
GLASS ROAD NOISE
CANCELLATION

ELEGANTLY
PRACTICAL

Look beyond the MG IM5's streamlined coupé stance and you'll find thoughtful refinements to elevate performance, practicality and comfort almost everywhere.





DIFFERENCE IN THE DETAILS

LOW DRAG COEFFICIENT

It's flowing body shape and 19" aerodynamic wheels deliver an extremely low drag coefficient of 0.226 to help the MG IM5 glide through the air with ultra efficient grace.

457 LITRE BOOT

Beneath its deceptively sleek profile, the MG IM5 seamlessly integrates a highly practical design. Its hatchback tailgate opens to a spacious 457-litre boot, ready to comfortably handle holiday luggage or your daily demands.

OPTIMAL COMFORT

A thoughtfully crafted interior boasts generous rear leg room, an adjustable rear seat backrest and epic Panoramic Glass Roof to give passengers optimal comfort for every journey.



COLOURS



○ ARCTIC WHITE
STANDARD PAINT



● NEVIS BLUE
METALLIC PAINT*



● BLACK PEARL
METALLIC PAINT*



● REMBRANDT GREY
METALLIC PAINT*

*Metallic paint optional at extra cost.



INTERIOR COLOUR OPTIONS



● GREY
STANDARD INTERIOR



○ WHITE
OPTIONAL INTERIOR*

* Grey Interior equipped as standard. White interior an option free of charge.

MG IM5 75

STANDARD RANGE

- **Wheels**
19" Aero Wheels
- **Drivetrain**
Rear Wheel Drive
- **Maximum Torque (Nm/lb ft)**
450/331
- **Maximum Speed (mph)**
124mph
- **WLTP City EV Range***
391 miles
- **Battery Capacity**
75kWh
- **Maximum Power (kW/PS)**
217/295
- **0-62 mph**
6.8 Seconds
- **WLTP Combined EV Range***
304 miles
- **Max DC Charging Speed**
153kW

*Range figures provided are calculated under test conditions. These figures are for comparative purposes only and may not reflect real-life driving results. Actual range may vary depending on various factors such as weather conditions, driving styles, vehicle load, and accessories fitted post-registration.



7 YEAR WARRANTY

MG IM5 100

LONG RANGE

- **Wheels**
19" Aero Wheels
- **Drivetrain**
Rear Wheel Drive
- **Maximum Torque (Nm/lb ft)**
500/368
- **Maximum Speed (mph)**
136mph
- **WLTP City EV Range***
544 miles
- **Battery Capacity**
100kWh
- **Maximum Power (kW/PS)**
300/407
- **0-62 mph**
4.9 Seconds
- **WLTP Combined EV Range***
441 miles
- **Max DC Charging Speed**
396kW

*Range figures provided are calculated under test conditions. These figures are for comparative purposes only and may not reflect real-life driving results. Actual range may vary depending on various factors such as weather conditions, driving styles, vehicle load, and accessories fitted post-registration.



7
YEAR
WARRANTY

MG IM5 75

PERFORMANCE

- **Wheels**
20" Sport Wheels
- **Drivetrain**
All Wheel Drive
- **Maximum Torque (Nm/lb ft)**
820/591
- **Maximum Speed (mph)**
166mph
- **WLTP City EV Range***
435 miles
- **Battery Capacity**
100kWh
- **Maximum Power (kW/PS)**
553/751
- **0-62 mph**
3.2 Seconds
- **WLTP Combined EV Range***
357 miles
- **Max DC Charging Speed**
396kW

*Range figures provided are calculated under test conditions. These figures are for comparative purposes only and may not reflect real-life driving results. Actual range may vary depending on various factors such as weather conditions, driving styles, vehicle load, and accessories fitted post-registration.



7
YEAR
WARRANTY

TECHNICAL DATA

Performance & Transmission		75 Standard Range	100 Long Range	100 Performance
Transmission		Fixed ratio	Fixed ratio	Fixed ratio
Driven Wheels		Rear wheel drive, motor at rear	Rear wheel drive, motor at rear	All wheel drive, motor at front and rear
Suspension set up		Double Wishbone Front Suspension / Multi-Link Rear Suspension	Double Wishbone Front Suspension / Multi-Link Rear Suspension	Double Wishbone Front Suspension / Multi-Link Rear Suspension
Front Disc Brakes		Ventilated 4-piston calipers - 365 mm	Ventilated 4-piston calipers - 365 mm	Ventilated 4-piston calipers - 365 mm
Rear Disc Brakes		Ventilated single-piston caliper - 356 mm	Ventilated single-piston caliper - 356 mm	Ventilated single-piston caliper - 356 mm
Electric Motor Type		Synchronous Motor	Synchronous Motor	Synchronous Motor
Battery Type		LFP (Lithium Iron Phosphate)	NCM (Nickel Cobalt Manganese)	NCM (Nickel Cobalt Manganese)
Battery Capacity (nominal)	kWh	75 kWh	100 kWh	100 kWh
Battery Capacity (usable)	kWh	73.5 kWh	96.5 kWh	96.5 kWh
Maximum Operating Voltage	V	409	875	875
Nominal Voltage	V	358	751	751
Energy Density	(Wh/kg)	140	180	180
Maximum Power	kw (PS)	217 (295)	300 (407)	553 (751)
Maximum Torque	NM (lb ft)	450 (331)	500 (368)	802 (591)
0-62mph (0-100kmh)	seconds	6.8	4.9	3.2
Maximum Speed	mph (km/h)	124 (200)	136 (220)	166 (268)
CO2 - WLTP Combined	g/km	0	0	0
Charger Connection Type		Combined Type 2 and CCS	Combined Type 2 and CCS	Combined Type 2 and CCS
On-board charger		AC	11kW	11kW
Maximum Rapid charge capability		DC	153kW	396kW
Estimated Charging Time (2.2kW AC 3-Pin Domestic)		100% (emergency use)	37.5 hours	50 hours
Estimated Charging Time (7kW AC fast charger)		10 to 100%	12 hours	16 hours
Estimated Charging Time (50kW DC public rapid charger)		10 to 80%	1:05 hours	1:30 hours
Estimated Charging Time (350kW DC public rapid charger)		10 to 80%	26 minutes	17 minutes
Electric Driving Efficiency - miles/kWh (kWh/100km)		Combined	3.5 (17.5)	3.8 (16)
		City	4.5 (13.6)	4.7 (13)
Maximum Driving Range - miles (km)		Combined	304 (490)	441 (710)
		City	391 (630)	544 (876)

Maximum charging rates and estimated charging times will vary dependent on vehicle and climatic conditions.

Dimensions	75 Standard Range	100 Long Range	100 Performance
Overall length (mm)	4,931mm		
Width (mm)	1,960mm (2,077 inc. mirrors)		
Height (mm)	1,474mm		
Wheelbase (mm)	2,950mm		
Seats	5		
Front Trunk Capacity (L)	18		
Rear Trunk Capacity (L)	457-1,290		
Tyre Size	Front 245/45 R19 Rear 275/40 R19	Front 245/40 R20 Rear 275/35 R20	
Tyre Make / Model	Hancock iON high-performance EV tyres		Pirelli P-ZERO tyres

Weight		75 Standard Range	100 Long Range	100 Performance
Kerb Weight	kg	2180	2210	2298
Gross Vehicle Weight	kg	2610	2640	2730
Maximum Towing Weight (unbraked)	kg	750	750	750
Maximum Towing Weight (braked)	kg	1500	1500	1500
Gross Train Weight	kg	4110	4140	4228
Maximum Tow Ball Weight	kg	75	75	75
Turning Circle	m	9.98	9.98	9.98



2,077mm (INC. MIRRORS)

FEATURES

IM AD	75 Standard Range	100 Long Range	100 Performance
Adaptive Cruise Control (ACC)	•	•	•
Active Emergency Braking (AEB) with Pedestrian and Bicycle Detection	•	•	•
Lane Keep Assist (LKA) with Lane Departure Warning System (LDWS) and Emergency Lane Keeping (ELK)	•	•	•
Auto Lane Change	•	•	•
Intelligent Lane Change (ILC)	•	•	•
Intelligent Speed Limit Assist with traffic sign recognition	•	•	•
Driver Attention Alert - includes Driver Fatigue and Driver Monitoring System (DMS)	•	•	•
Blind Spot Detection (BSD) with Lane Change Assist (LCA)	•	•	•
Forward Collision Warning (FCW)	•	•	•
Rear Cross Traffic Alert & Braking (RCTA + RCTB)	•	•	•
Door Opening Warning (DOW)	•	•	•

Safety & Security	75 Standard Range	100 Long Range	100 Performance
Rainy Night Mode	•	•	•
ABS and EBD	•	•	•
Rear ISOFIX (x2)	•	•	•
Front Dual Airbags	•	•	•
Front Side Airbags	•	•	•
Front Central Airbag	•	•	•
Side Curtain Airbags	•	•	•
Front Passenger Airbag Deactivation Switch	•	•	•
Tyre Pressure Monitoring System (TPMS)	•	•	•
Electronic Stability Programme (ESP)	•	•	•
Electronic Parking Break with Autohold and Hill Hold Control	•	•	•
Brake Disc Washing (BDW)	•	•	•
Emergency Brake Assist (EBA)	•	•	•
Front (with Pretensioner and Load Limiter) & Rear 3 point Seat Belts (Load Limiter)	•	•	•
Front and Rear Passenger's Seat Belt Reminder	•	•	•
Alarm & Immobiliser	•	•	•

Vehicle Exterior	75 Standard Range	100 Long Range	100 Performance
LED Headlights & Rear Lights with sequential indicators	•	•	•
Integrated LED Daytime Running Lights	•	•	•
Automatic Headlights	•	•	•
LED Centre Brake Light	•	•	•
LED Rear Fog Lights	•	•	•
Frameless Doors (with Power Release)	•	•	•
Automatic Flush Door Handles	•	•	•
Rear Privacy Glass	•	•	•
Front & Rear Parking Sensors	•	•	•
Active Grille System (AGS)	•	•	•
Electrically Adjustable, Power Folding, Heated, Memory, Auto Tilt Down in Reverse Door Mirrors	•	•	•

Wheels & Brakes	75 Standard Range	100 Long Range	100 Performance
19" Aero Wheels	•	•	
20" Sport Wheels			•
Continental Front 4-piston Fixed Brake Calipers	•	•	•
Ventilated Front & Rear Disc Brakes	•	•	•

Intelligent Chassis	75 Standard Range	100 Long Range	100 Performance
Intelligent Four-wheel Steering System (with Crab Mode)	•	•	•

Seating	75 Standard Range	100 Long Range	100 Performance
Ultra-Soft Grey Leather Style Seats	•	•	•
Ultra-Soft White Leather Style Seats			
Driver's 12-way Electric Adjustable Seat (with 4-way power lumbar support) with Seat Memory & Easy entry	•	•	•
Passenger's 6-way Electric Adjustable Seat	•	•	•
2nd Row 60:40 Split Fold Seat with manual backrest adjustment	•	•	•
Rear Centre Armrest	•	•	•

Comfort & Convenience	75 Standard Range	100 Long Range	100 Performance
One Touch iAD (Automatic Park Assist)			
One Touch Park	•	•	•
One Touch Curbside Parking	•	•	•
One Touch Pull Out	•	•	•
One Touch Reverse	•	•	•
2-Zone Automatic Climate Control with Rear Vents	•	•	•
Heat pump	•	•	•
Double-glazed Silvering Thermal-insulating Panoramic Glassroof	•	•	•
Laminated Glass (Front & Rear Doors)	•	•	•
Road Noise Cancellation (RNC)	•	•	•
256-color Ambient Light	•	•	•
Rain Sensing Wipers	•	•	•
Manual Dimming Rear View Mirror	•	•	•
Vehicle to Load charging	•	•	•
Leather Multifunction Steering Wheel	•	•	•
Reach & Height Adjust Heated Steering Wheel	•	•	•
Heated & Ventilated Front Seats	•	•	•
Heated Rear Seats (Outer)	•	•	•
Hands-free Power Tailgate	•	•	•
5 Driving Modes (Super Eco, Eco, Comfort, Sport, Custom)	•	•	•
Snow Driving Mode			•
2 Regenerative Braking Modes (Standard and Low)	•	•	•
Mobile Phone Bluetooth Key	•	•	•
Keyless Entry	•	•	•
Front & Rear LED Reading Lights	•	•	•
Climatised Front Armrest Storage	•	•	•
Front Sun Visors with Driver and Passenger Mirrors and Vanity lights	•	•	•
Front & Rear Anti-Pitch Electric Windows with one-touch up/down	•	•	•

Infotainment	75 Standard Range	100 Long Range	100 Performance
20-Speaker Audio System	•	•	•
DAB + Radio	•	•	•
26.3" Full HD One Piece Immersive Infotainment & Driver's Display	•	•	•
10.5" HD Central Touchscreen	•	•	•
Wireless connection to Apple CarPlay™ and Android Auto™	•	•	•
IM Voice Control System	•	•	•
iSmart	•	•	•
Satellite Navigation	•	•	•
3 x USB Type-C Ports - 2x Front and 1 x Rear	•	•	•
2 x 12V Power Sockets	•	•	•
360° Parking Camera* with Transparent Chassis	•	•	•
Ventilated Wireless Mobile Phone Charger (50W)	•	•	•

Service & Warranty	
Service Intervals	12 months / 15,000 miles
Manufacturer's Warranty	7 years / 80,000 miles

*The 360° Around View Monitor is a driver assistance system designed to support parking and low-speed manoeuvring. Due to the limited coverage of the camera system, the display may not show all surrounding obstacles or hazards.

The driver shall remain fully responsible for the safe operation of the vehicle and shall at all times maintain awareness of the vehicle's surroundings by direct visual inspection and appropriate caution.

AFTERCARE

7 YEAR WARRANTY

More peace of mind comes as standard with every MG IM. The MG IM5 offers the reassurance of our full 7 year or 80,000 mile warranty, whichever comes first.

What's more, your battery is covered by a 8 year or 100,000 mile warranty. Our warranties ensures that expert IM MG technicians will always be able to keep your car in the best of health. They're also fully transferable to future owners.

MG SERVICE PLANS

To enjoy mile after mile of hassle-free motoring, you can avoid the worry of unexpected costs with an IM MG Service Plan. Your IM MG will be protected for up to seven years with a mileage range of your choice.

And it will have the care and attention of the IM MG authorised repairer network, offering genuine parts and factory trained staff.





7 YEAR
WARRANTY

[mg.co.uk](https://www.mg.co.uk)



Terms and Conditions: Every effort has been made to ensure that the contents of this publication were accurate and up to date at the time of publication (June 2025). Please note colours and accessories are for illustrative purposes only. Colours and finishes replicated are subject to limitations of the printing process and may vary from actual colour and paint finish. Images for illustrative purposes only. MG Motor UK endorses a policy of continuous improvement and reserves the right to make changes at any time without notice to colours, accessories, material, design, shape, specification and models. Items may be discontinued at any time. Actual specifications may vary from vehicles shown. For latest information, please speak to your MG dealer.